

AIRBLOCK™ SELF-SUPPORTING CEILING SYSTEM



THE FULLY INTEGRATED, PRE-ASSEMBLED CEILING SYSTEM

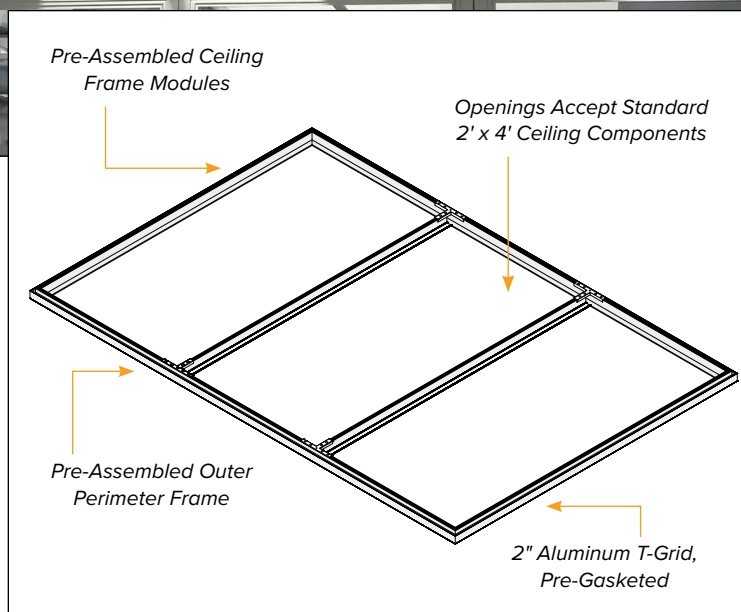
The AirBlock™ Self-Supporting Ceiling System from Simplex Isolation Systems incorporates pre-assembled 2" T-Bar frames with standard 2' x 4' ceiling tiles and components. This ceiling system integrates with Simplex's SIS 797, AirLock and SIS 212 Enclosures and is structurally designed to adapt to various room configurations. The ceiling system is engineered for easy construction—when assembling the pre-fabricated modules, simply set the ceiling frame onto the enclosure and fasten down to the frame.

The ceiling structure can accommodate limited, medium and heavy ceiling load needs. Ceiling frame openings accept standard 2' x 4' ceiling tiles, HEPA filters and lighting units.



FEATURES:


- » Cleanroom-grade, fully gasketed, 2-inch T-bar grid for maximum strength and efficiency.
- » Framing comes in standard clear anodized 6063-T5 aluminum. Black anodized or powder coated options available.
- » Accepts standard 2' x 4' components. Options include ceiling tiles, HEPA filters and various types of 2' x 4' lighting units.
- » Various ceiling support options available including ceiling to strut connectors and ceiling tile hold down connectors.
- » Ceiling grids are available in stock sizes for easy ordering. Custom sizes also available.
- » Ships as an easy-to-build pre-assembled ceiling structure.



BENEFITS:


- » Save time and labor with quick installation.
- » Fully integrated and self-supported, generally requires no overhead support.

CEILING SUPPORT OPTIONS



MEDIUM-DUTY SUPPORT STRUTS

Support struts measure 2" x 4" and are integrated between ceiling panels for room widths up to 15 feet wide with limited ceiling loads.



STIFFENERS

Stiffeners can be added to aluminum struts measuring 2" x 4" to accommodate larger rooms up to 18 feet wide with larger ceiling loads.



THREADED ROD SUSPENDERS

Suspenders support ceiling frames or struts from any existing structure above for larger rooms of any size. Ceiling loads are limited only by the number of attachments and the strength of the existing ceiling.



HEAVY-DUTY TRUSS SYSTEMS

Truss systems can be added to standard struts to accommodate spans up to 25 feet wide and heavier ceiling loads.



CEILING TO STRUT / CEILING TO CEILING CONNECTORS

These connectors are used to connect existing ceiling frames to standard struts or to other ceiling frames.

CEILING COMPONENT OPTIONS

CEILING TILES

Options include standard 2' x 4' cleanroom ceiling tiles or polypropylene ceiling tiles.

LIGHTING UNITS

Options include Class 100 T-8 energy efficient, 100% sealed fluorescent, LED, teardrop or Flow-Through lights.

- » Select 2' x 4' light modules for placement in Simplex's ceiling grid, or Teardrop Lights for installation below the grid.
- » Flow-Through units are ideal for full HEPA fan filter ceiling coverage.
- » LED lights produce less heat to reduce cooling costs.

HEPA FAN FILTER UNITS

Options include 2' x 2' or 2' x 4' standard, reverse flow, low airflow or low profile fan-powered HEPA filter units that are 99.99% efficient on particles of 0.3µm or larger.

- » Reverse flow units are designed to pull contaminated air from upstream (negative pressure), filter the air, and then exhaust the air downstream.
- » Low profile units can be installed in spaces where clearance space is limited.
- » Roomside replacement (RSR) units available for easy filter replacement.
- » Ultra-low Penetration Air (ULPA) Filters available: 99.99% efficient on particles of 0.12µm or larger.

STANDARD SIZING

MODEL #	SIZE	DIMENSIONS	2' x 4' OPENINGS
CG-44-C	4' x 4'	50-1/4" x 51"	
CG-46-C	4' x 6'	50-1/4" x 75-3/4"	
CG-48-C	4' x 8'	50-1/4" x 100-1/2"	
CG-410-C	4' x 10'	50-1/4" x 125-1/4"	
CG-412-C	4' x 12'	50-1/4" x 150"	

NOTE: Consult a Simplex Representative for custom sizing, components and material options.